

EFL382X5

ELECTRIC COUNTERBALANCE FORKLIFT TRUCK 3.8T

 3800 kg  6000 mm  80 V



The X5 Series is ideal for medium to heavy-duty operations, from manufacturing and construction to logistics centers and outdoor yards. Its pneumatic tires, 150 mm ground clearance, and sealed electrical components enable smooth, safe operation even on uneven or unpaved surfaces. The modular Li-ion battery system allows companies to expand energy capacity from 280Ah to 560Ah, adapting to single-shift, multi-shift, or seasonal high-demand applications without changing the truck setup.

SPECIFICATION	REF	UNIT	VALUE
Battery nominal capacity		Ah	280
Battery voltage		V	80
Load capacity	Q	kg	3800
Load centre distance	c	mm	500
Service weight		kg	5350
Retracted mast height	h ₁	mm	2165
Lift height	h ₃	mm	3000
Height, mast extended	h ₄	mm	4095
Overall length		mm	3850
Overall width	b ₁ /b ₂	mm	1250
Length to face of forks	l ₂	mm	2780
Fork dimensions	s/e/l	mm	50×122×1070
Turning radius		Wa	2524
Operator type			Seated
Load distance, centre of drive axle to fork		mm	486
Wheelbase		mm	1760

Features

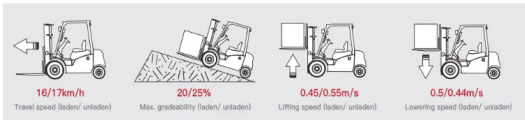
Modular Li-ion battery system for maximum flexibility

The X5 Series introduces a modular battery architecture, allowing operators to install one or two battery modules depending on workload intensity. Each 80V/280Ah unit can be combined to achieve 560Ah total capacity, offering long runtime and seamless power management. This flexibility supports 24/7 operations and makes the X5 adaptable to evolving user needs over time



High performance for productivity boost

Delivering travel speeds up to 17 km/h, lifting speeds up to 0.55 m/s, and gradeability up to 25%, the X5 ensures fast, efficient handling comparable to traditional IC forklifts. Its lithium technology guarantees consistent performance and fast recovery through opportunity charging, enabling maximum uptime in fast-paced operations.



All-terrain capability with 150 mm ground clearance

With pneumatic tires and 150 mm ground clearance, the X5 Series effortlessly manages ramps, potholes, and rough surfaces. The robust undercarriage prevents chassis damage and ensures reliable mobility across mixed terrains, making it a dependable solution for both warehouse and outdoor logistics.



Operator comfort and improved components

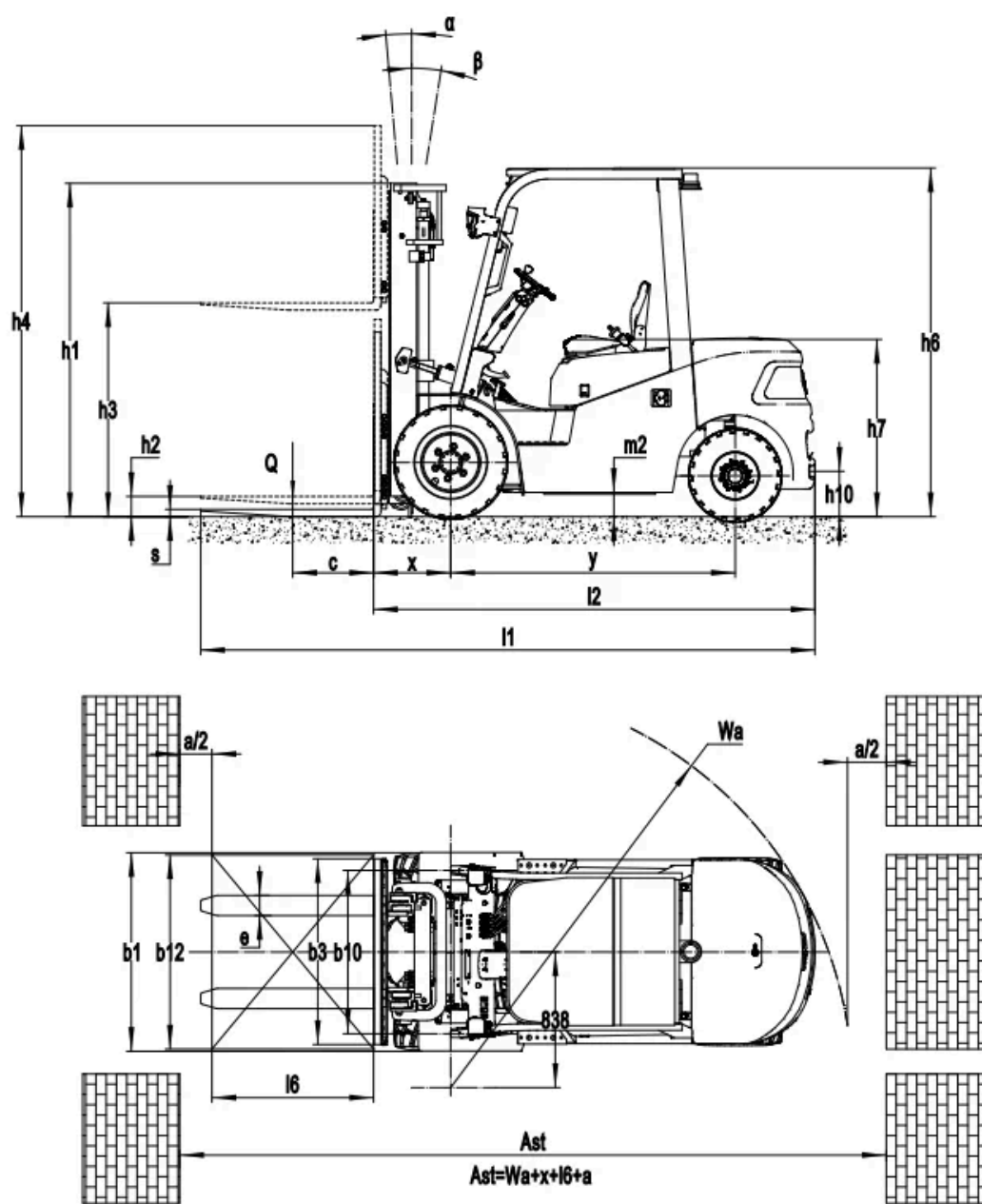
The X5 prioritizes operator safety and comfort with a redesigned cabin, high-visibility mast, ergonomic seat with armrest, wide brake pedal, and large LED display. Enhanced LED front lighting and improved hydraulic controls offer excellent visibility and smooth, precise operation throughout the workday.



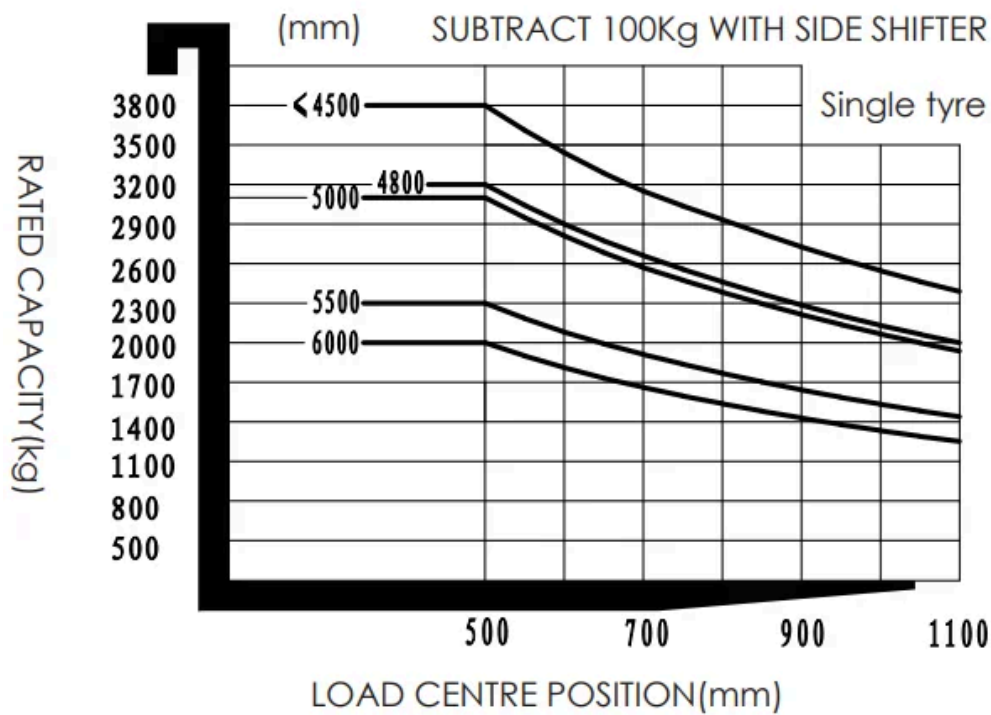
VDI Chart

	SPECIFICATION	REF	UNIT	VALUE
1.4	Operator type			Seated
1.5	Load capacity	Q	kg	3800
1.6	Load centre distance	c	mm	500
1.8	Load distance, centre of drive axle to fork		mm	486
1.9	Wheelbase		mm	1760
2.1	Service weight		kg	5350
2.2	Axle loading, laden front/rear		kg	7910/1240
2.3	Axle loading, unladen front/rear		kg	1950/3400
3.1	Tyre type			Solidrubber
3.2	Tyre size, front			250-15
3.3	Tyre size, rear			6.50-10
3.5	Wheels, number front/rear (x=drive wheels)			2x/2
3.6	Tread width, front	b ₁₀	mm	1010
3.7	Tread width, rear	b ₁₁	mm	980
4.1	Tilt of mast/fork carriage forward/backward		°	6/10
4.12	Tow coupling height		mm	280
4.19	Overall length		mm	3850
4.2	Retracted mast height	h ₁	mm	2165
4.2.1	Overall height			4095
4.20	Length to face of forks	l ₂	mm	2780
4.21	Overall width	b ₁ /b ₂	mm	1250
4.22	Fork dimensions	s/e/l	mm	50×122×1070
4.23	A,B Fork carriage class/type A, B			3A
4.24	Fork carriage width		mm	1100
4.3	Free lift		mm	120
4.31	Ground clearance, laden, below mast		mm	120
4.32	Ground clearance, centre of wheelbase		mm	150
4.34.1	Aisle width for pallets 1000×1200 crossways		Ast	4210
4.34.2	Aisle width for pallets 800×1200 lengthways		Ast	4410
4.35	Turning radius		Wa	2524
4.4	Lift height	h ₃	mm	3000
4.4.1	Max lift height		mm	6000

	SPECIFICATION	REF	UNIT	VALUE
4.5	Height, mast extended	h_4	mm	4095
4.7	Height of overhead guard (cabin)		mm	2160
4.8	Seat height/standing height		mm	1095
4.9	Height of tiller handle in drive position min./max.			1095
5.1	Travel speed, laden/unladen		km/h	15/16
5.10	Service brake			Hydraulic
5.11	Parking brake			Mechanical
5.2	Lifting speed, laden/unladen		m/s	0.43/0.52
5.3	Lowering speed, laden/unladen		m/s	0.5/0.4
5.8	Max. gradeability, laden/unladen		%	16/20
6.1	Drive motor rating S2 60 min		kW	16
6.2	Lift motor rating at S3 15%		kW	30
6.4	Battery nominal capacity		Ah	280
6.4	Battery voltage		V	80
8.1	Type of drive control			AC
10.5	Steering design			Hydraulic
10.7	Sound pressure level at the drivers ear		dB(A)	<74



RATED CAPACITIES AND LOAD CENTERES GRAPH



Mast Options

MAST TYPE	LIFT HEIGHT (H3, MM)	MAST LOWERED HEIGHT (H1, MM)	HEIGHT, MAST EXTENDED, NO SHELIVING (H4, MM)	HEIGHT, MAST EXTENDED, WITH SHELIVING (H4, MM)	HEIGHT, FREE LIFT, NO SHELIVING (H2, MM)	HEIGHT, FREE LIFT, WITH SHELIVING (H2, MM)
2-Standard Mast	3000	2065	3665	4130	135	135
2-Standard Mast	3300	2215	3965	4430	135	135
2-Standard Mast	3500	2315	4165	4630	135	135
2-Standard Mast	3600	2365	4265	4730	135	135
2-Standard Mast	4000	2615	4665	5130	135	135
2-Standard Mast	4500	2865	5165	5630	135	135
2-Free Mast	3000	2045	3715	4175	1410	950
2-Free Mast	3300	2195	4015	4475	1560	1100
2-Free Mast	3600	2345	4315	4775	11710	1250
3-Free Mast	4300	2080	5030	5435	1390	985
3-Free Mast	4500	2160	5270	5675	1470	1065

MAST TYPE	LIFT HEIGHT (H3, MM)	MAST LOWERED HEIGHT (H1, MM)	HEIGHT, MAST EXTENDED, NO SHELVING (H4, MM)	HEIGHT, MAST EXTENDED, WITH SHELVING (H4, MM)	HEIGHT, FREE LIFT, NO SHELVING (H2, MM)	HEIGHT, FREE LIFT, WITH SHELVING (H2, MM)
3-Free Mast	4800	2265	5570	5975	1575	1170
3-Free Mast	5000	2350	5720	6125	1660	1255
3-Free Mast	5500	2600	6220	6625	1910	1505
3-Free Mast	6000	2850	6720	7125	2160	1755

Options

ITEM	OPTIONS (optional items marked in yellow)
Fork dimension	122*50*1070 122*50*1150 122*50*1220 122*50*1370 122*50*1520 122*50*1600 122*50*1700 122*50*2000 122*50*2420 122*50*2200 122*50*1820
Seat type	Comfortable + safety belt switch Seat with armrest with safety belt swich Suspension + safety belt switch
Attachments	Built-in sideshifter External shifter Fork positioner with sideshift Clamp
Traction pin	Yes and not customized
Front wheel material	Pneumatic Normal solid Traceless solid
Rear wheel material	Normal solid Traceless solid
Battery capacity	80V280AH 80V560AH
Charger	80V35A integrated 80V60A integrated 80V60A◦80V100A 80V150A 80V200A (560AH)
Battery display indicator (BDI)	With time Bluetooth without PSE
Area warning lamp	No Both side Both side and rear
Rearview mirror	One in front Two on sides Two on side and one in front
Buzzer	Yes and not customized
OPS system	Yes and not customized
USB interface	USB with A and C type
Telematics	Yes and not customized No
Front lamp	LED
Blue lamp	No Rear Front and rear
Cabin	No Basic half cabin Upgrade half cabin Full cabin
Overhead guard	With tempered glass No

ITEM	OPTIONS (optional items marked in yellow)
Heating system during lithium battery charging	No Yes and not customized
Operator identification device	No Card reader
Lifting electronic limit	No Yes and not customized
Hydraulic control	Mechanical lever Joystick Fingertip
Rear armrest horn	Yes and not customized